

Thin Brick



PINE HALL BRICK

BUILD YOUR DREAMS.

1/2" Oyster Pearl OS Thin Clad



Extruded

Extruded Thin Clad are ideal for large commercial jobs or small residential projects. With eight stock colors and our ability to make large quantities in a wide range of colors, this is our best selling thin brick line.



Browns Ferry Modular



Chesapeake Pearl OS



Millstone OS



Old Irvington OS



Old Yorktown OS



Oyster Pearl OS



Paintgrade OS



Wirecut Modular



Sawcut

Our Sawcut thin brick are ideal when transitioning to a full size brick and when a certain batch is needed. We have a fully dedicated saw operation big enough to handle the largest building, but flexible enough for a custom backsplash. Most Sawcut Thin Clad are 1/2" thick but heavier textures require 3/4" thickness.*



Ashton Court*



Blackmoor*



French Manor



Harbour Shoals*



Marshton*



Spanish Moss



Villa Chase*




VINTAGE THIN BRICK

Back when a 2x4 was actually 2" x 4" and stone wasn't colored concrete, brick were typically eight inches in length. This series of thin brick pays homage to this traditional size of 2-1/4" x 8". The antique rumbled finish is intended for the wall, but perfectly at home on your floor.



Alleyway




Capone



Churchill



Hemingway



Jazz Hall



Old Chicago Reclaimed



Rich Mahogany



Speakeasy





The Original




PAVERTILES™

BRICK FLOORS REIMAGINED


Paver Tiles™ are 1/2" or 3/4"* clay brick tiles that install like traditional ceramic tile. They allow homeowners to bring the timeless appeal of clay brick to spaces with height or weight restrictions. Paver Tiles are great for interior projects or rehabilitating outdoor spaces and are available in all of Pine Hall Brick's popular clay paver colors and textures.




Courtyard Beale Street



Old Chicago Reclaimed*



Pathway Full Range 4x8



Pathway Full Range Modular



Plymouth Tumbled Modular*



Rumbled Autumn



Rumbled Bluff 4x8



Rumbled Full Range 4x8

Thin Clad	Flats				Corners			
	lbs./pc.	Strap Qty.	Pcs./Sq. Ft.	Sq. Ft./Strap	lbs./pc.	Box Qty.	Pcs./Ln.Ft.	Ln.Ft./Box
1/2" x 2 3/4" x 7 5/8" Oversize	0.8	30	5.76	5.21	1.1	26	3.84	6.77
1/2" x 2 1/4" x 7 5/8" Modular	0.6	30	6.86	4.37	0.9	39	4.57	8.53
3/4" x 2 3/4" x 7 5/8" Oversize	1.2	20	5.76	3.47	1.7	18	3.84	4.69
3/4" x 2 1/4" x 7 5/8" Modular	0.9	20	6.86	2.92	1.4	27	4.57	5.91
Old School 8s								
1/2" x 2 1/4" x 8	0.8	30	8.00	3.75	1.2	39	4.57	8.53
Paver Tile								
1/2" x 3 1/2" x 7 5/8" Modular	1.3	30	4.5*	6.67	<ul style="list-style-type: none"> • All thin flats are sold in full strap quantities, corners sold per each • Broken package fee applies to all orders that are less than 1 full pallet • Allow 4-6 weeks for Non-Stock items 			
1/2" x 4" x 8"	1.5	30	4.5	6.67				
3/4" x 3 1/2" x 7 5/8" Modular	2.0	20	4.5*	4.44				
3/4" x 4" x 8"	2.3	20	4.5	4.44				

*Assumes 3/8" mortar joint



PINE HALL BRICK

BUILD YOUR DREAMS.

613 Lindsey Bridge Rd. Madison, NC 27025
 (800) 952-7425
www.pinehallbrick.com